

PVB94DT

GE Profile™ Series 30" Telescopic Downdraft System

Dimensions and Installation Information (in inches)

Note: Telescopic downdraft vents are not recommended to be installed with cooktops that are flush mounted.

Approved for use with the following GE Profile™ and GE cooktops—30" electric models, 30" gas sealed burner models and 30" induction models.

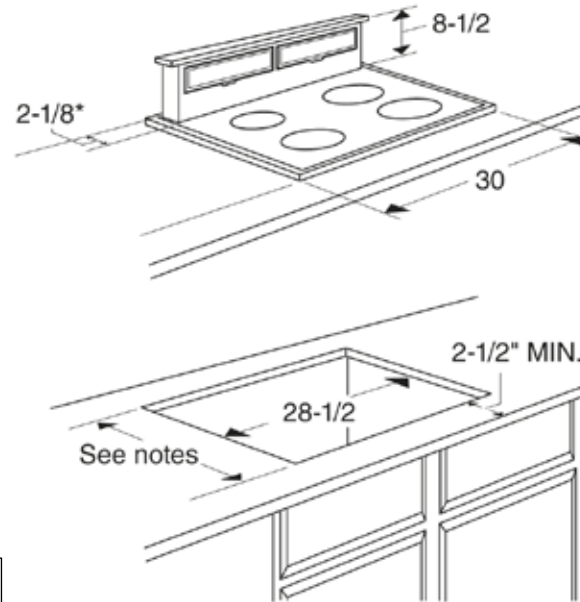
Not Approved for use with standard burner gas cooktops.

Note: The cooktop must be at least 26" deep with a flat surface area of 23-1/2" or more, front to back. In addition, other clearances to the front edge of the countertop must be considered.

Note: Dimensions shown are for reference only. Before cutting out countertop, refer to instructions packed with downdraft and cooktop.

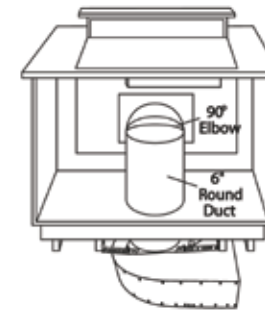
Note: Installation on cabinets/countertops against the wall will not be possible in most applications. Against the wall installations are limited to dimension requirements. Refer to installation instructions packed with product for further details.

JXRB67 Indoor Remote Accessory. Optional accessory may be ordered for installation of motor and blower assembly in an indoor remote location.

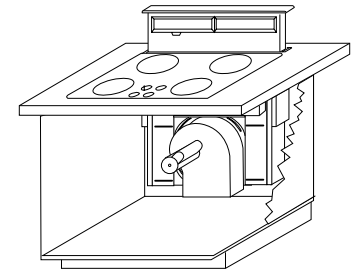


Venting Options (in inches)

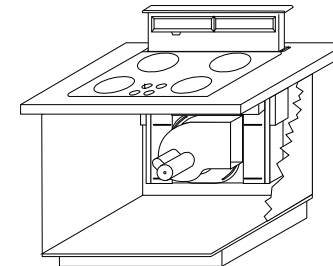
Through the Floor



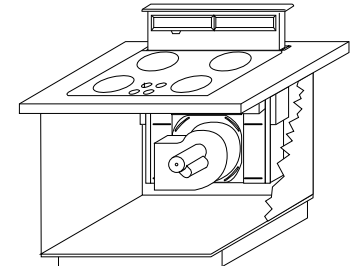
In Cabinet Discharge (Down)



In Cabinet Discharge (Right)



In Cabinet Discharge (Left)



For answers to your Monogram® or GE® appliance questions, visit our website at geappliances.com or call GE Answer Center® service, 800.626.2000.

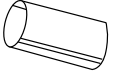







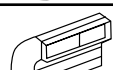

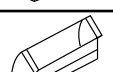

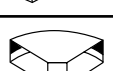



Listed by
Underwriters
Laboratories

PVB94DT

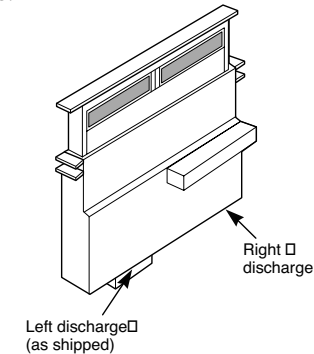
GE Profile™ Series 30" Telescopic Downdraft System

Venting Duct Information

Duct Pieces	Equivalent Length*	Duct Pieces	Equivalent Length*
 6" Round□ Straight	1 ft. (per foot length)	 3-1/4" x 10"□ to 6" Round□ Transition	2 ft.
 3-1/4" x 10"□ Straight	1 ft. (per foot length)	 6" Round□ to 3-1/4" x 10"□ Transitions□ 90° Elbow	4 ft.
 6"□ 90° Elbow	12 ft.	 3-1/4" x 10"□ to 6" Round□ Transition□ 90° Elbow	4 ft.
 6"□ 45° Elbow	7 ft.	 6" Round□ Wall Cap□ with Damper	24 ft.
 3-1/4" x 10"□ 90° Elbow	14 ft.	 3-1/4" x 10"□ Wall Cap□ with Damper	24 ft.
 3-1/4" x 10"□ 45° Elbow	12 ft.	 6" Round□ Roof Cap	33 ft.
 3-1/4" x 10"□ 45° Elbow	33 ft.	SHOULD NOT EXCEED 100 EQUIVALENT FT. *Equivalent length of duct pieces are based on actual test conducted by GE Evaluation Engineering and reflect requirements for good venting performance with a downdraft system rated at 390 CFM	
 6" Round□ to 3-1/4" x 10"□ Transitions	2 ft.		

Plan the Ductwork

1. This downdraft blower system is designed for use with 3-1/4" x 10" ductwork (can be transitioned to 6" round). Two different discharge directions are available with side-to-side adjustment for the accurate alignment of ductwork.
2. For best performance: choose the ducting option which allows the shortest length of ductwork and a minimum number of elbows and transitions. Check location of floor joists, wall joists, wall studs, electrical wiring or plumbing for possible interference.



Steps to Determine Flexible Ducting's Equivalent Length

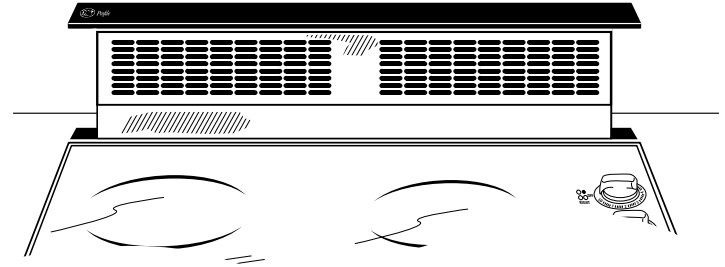
1. Measure the actual amount of offset (Maximum 3" recommended). The effect upon airflow is dependent upon the amount of offset.
2. Calculate the equivalent ducting allowances using:
 $(\text{__ in. offset}) \times (14 \text{ Ft. per inch})$
 $= \text{__ Ft. equivalent length.}$
3. Ensure that the total equivalent length of ducting does not exceed the maximum recommendation of 100 feet.

PVB94DT

GE Profile™ Series 30" Telescopic Downdraft System

Features and Benefits

- Telescopic Downdraft Hood - Hood raises over cooktop surface and retracts when not in use
- 390 CFM - Powerful 390 CFM performance removes smoke and vapors from the cooking area
- 4-speed Fan Control - The powerful 4-speed exhaust system effectively pulls smoke and vapors out of the kitchen
- ADA Compliant - All controls are mounted remotely
- Removable Grease Filter - Durable filters can be removed for easy cleaning and maintenance
- Optional Indoor Remote Blower Kit - JXRB67
- Model PVB94DTBB - Black on Black



imagination at work